


WORD FAMILY WORDS

K
Kindergarten

bat sat


c at

hat



v an

can man pan



win pin tin



f in

Table of Contents

Word Family Words

Word Family Puzzle: -AT
Word Family Puzzle: -AN
Word Family Puzzle: -AP
Word Family Puzzle: -IN
Word Family Puzzle: -IT
Word Family Puzzle: -OP
Word Family Puzzle: -OT
Word Family Puzzle: -UG
Word Family Puzzle: -AD
Word Family Puzzle: -ED
Word Family Puzzle: -UN
Word Family Puzzle: -IP

Let's Make Words


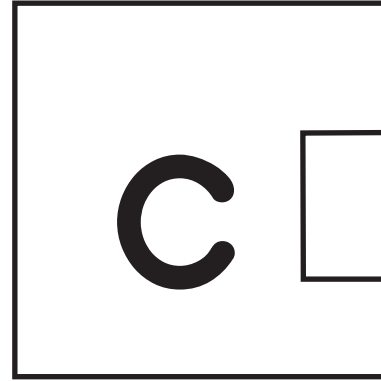
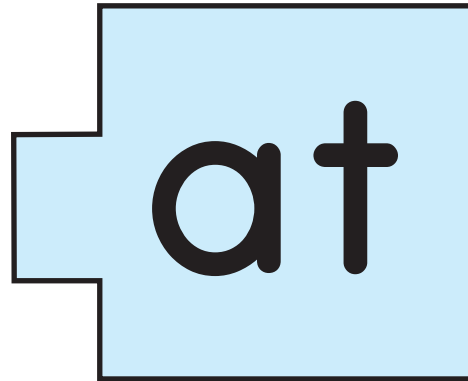
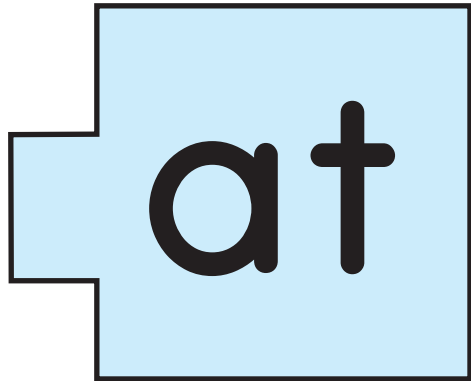
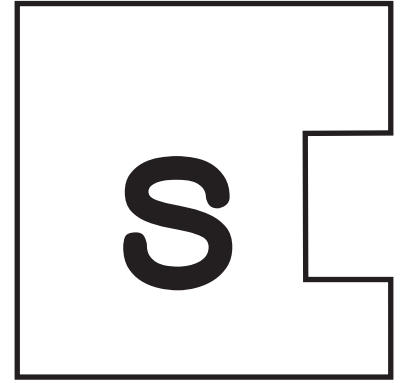

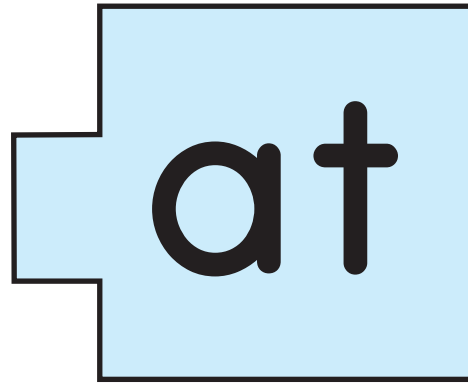
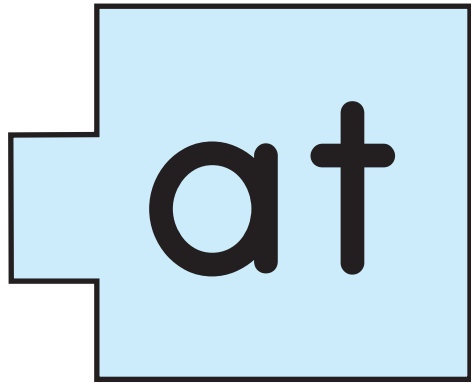
ip
in
ot

Certificate of Completion

Want more workbooks? Join Education.com Plus to save time and money.
<http://www.education.com/education-plus/>

“at” Word Family Puzzle


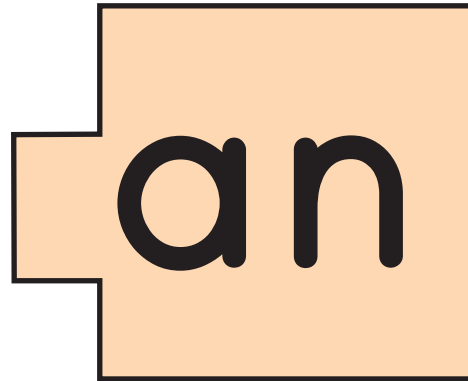
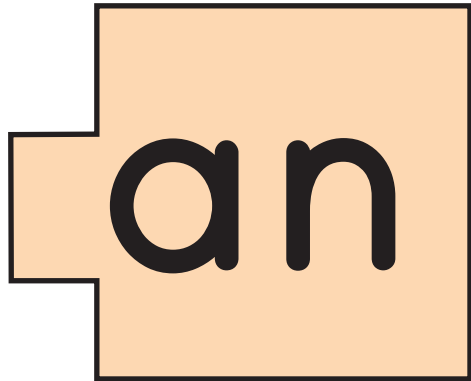
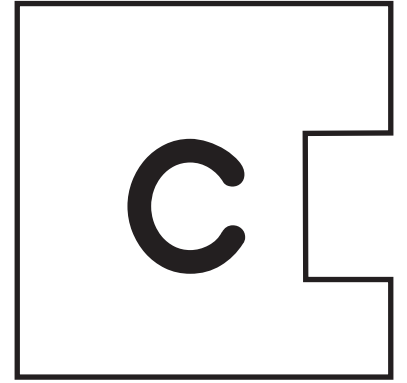
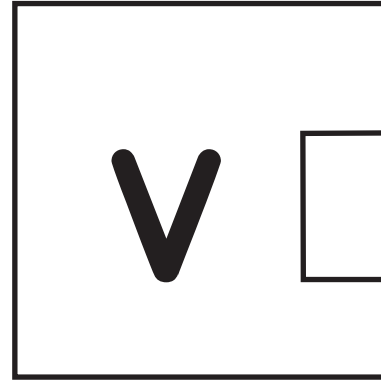
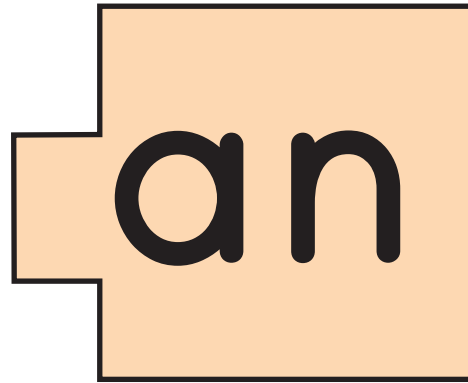
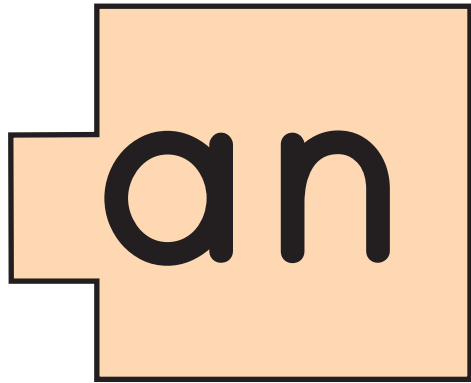
Parents, help cut out all the puzzle pieces. Say the sound each letter makes aloud with your child. Say the sound the letters “at” make together. Then join the puzzle pieces and blend the sounds of the letters to form a word. Say the word.



Parents: Puzzle pieces work best if printed on thick paper or colored stock paper. Once your child learns to make the words on this worksheet, you can save the pieces and reuse them to create new words by interchanging them with other word family puzzle pieces.

“an” Word Family Puzzle





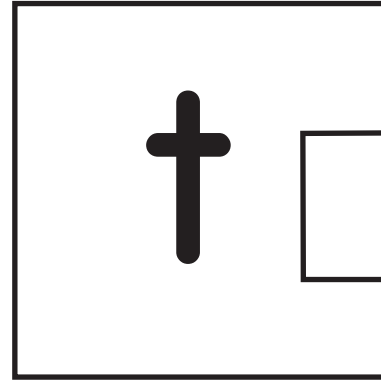
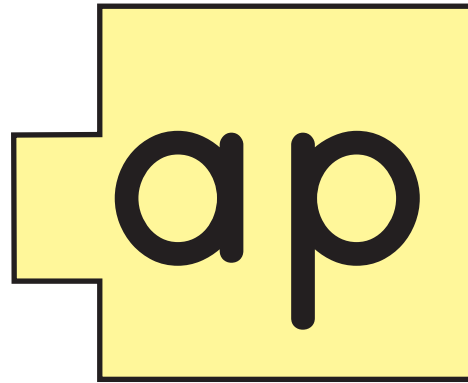

Cut out all the puzzle pieces with the help of a parent. Say the sound each letter makes aloud. Say the sound the letters “an” make together. Then join the puzzle pieces and blend the sounds of the letters to form a word. Say the word.



Parents: Puzzle pieces can be glued onto craft foam and cut out for repeated use. Once your child learns to make the words on this worksheet, you can save the pieces and reuse them to create new words by interchanging them with other word family puzzle pieces.

“ap” Word Family Puzzle

Cut out all the puzzle pieces with the help of a parent. Say the sound each letter makes aloud. Say the sound the letters “ap” make together. Then join the puzzle pieces and blend the sounds of the letters to form a word. Say the word.

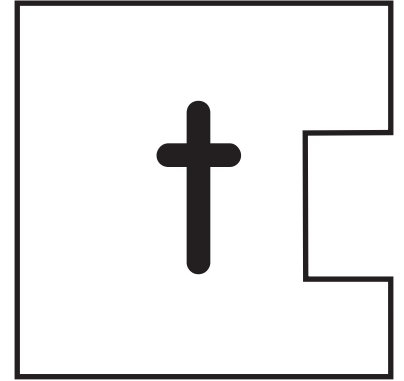

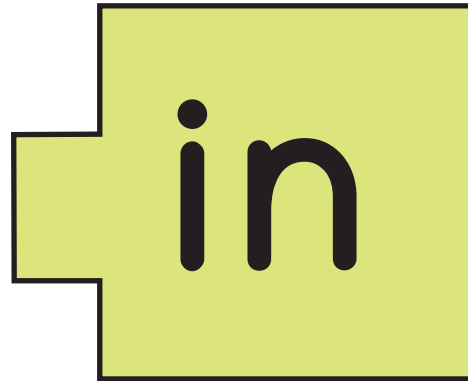
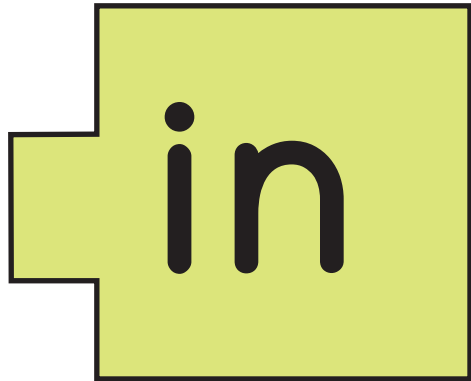

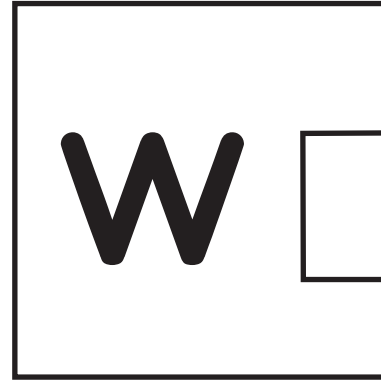
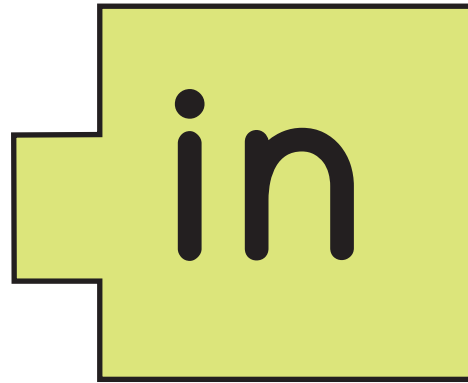
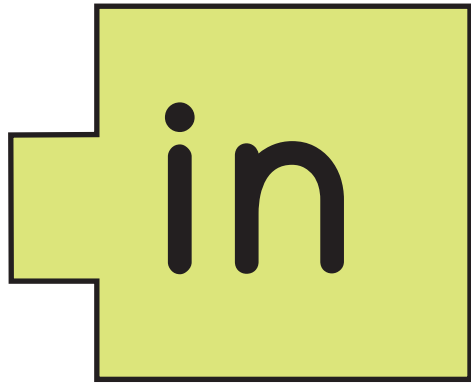


Parents: Once he learns to make the words on this worksheet and other word family puzzle worksheets, get even more mileage out of the puzzle pieces by turning them into word cards.

Practice putting the words in alphabetical order.

“in” Word Family Puzzle

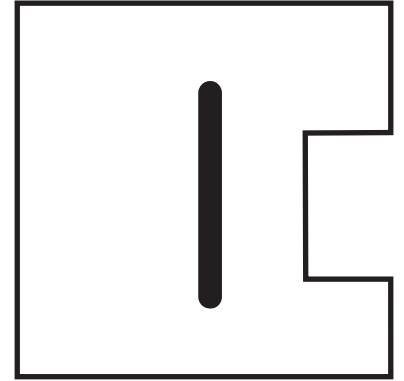
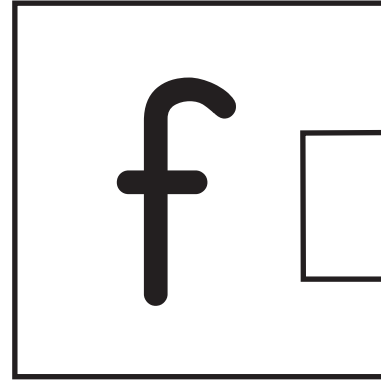
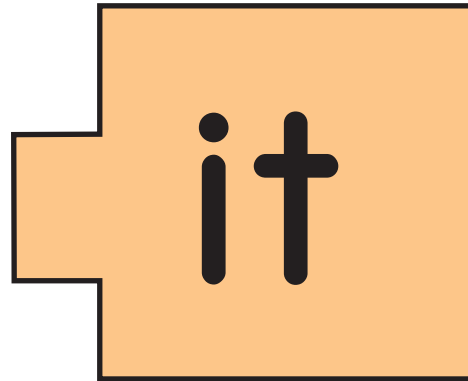

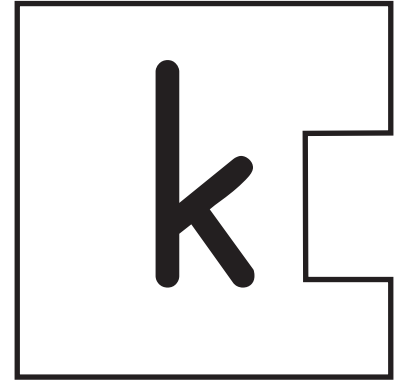
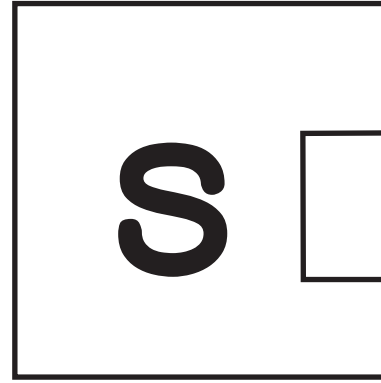
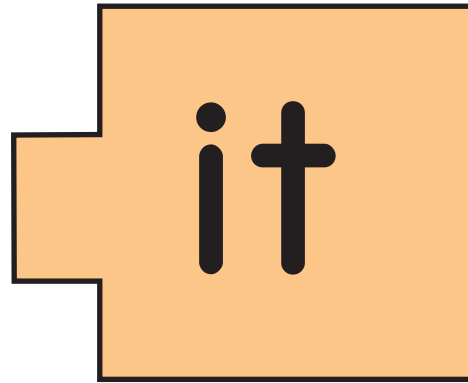

Cut out all the puzzle pieces with the help of a parent. Say the sound each letter makes aloud. Say the sound the letters “in” make together. Then join the puzzle pieces and blend the sounds of the letters to form a word. Say the word.



Parents: Once your child learns to make the words on this worksheet and other word family puzzle worksheets the words can be glued onto index cards to create flashcards. Pick a card, say the word aloud and ask your child to spell it from memory. Or, turn the tables and have him ask you. Either way it's great spelling practice for kids.

“it” Word Family Puzzle


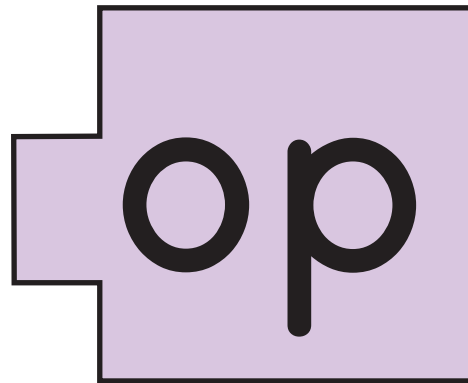
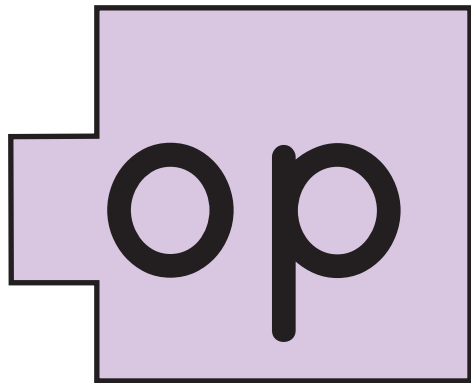

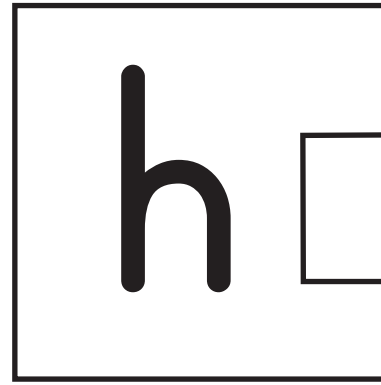
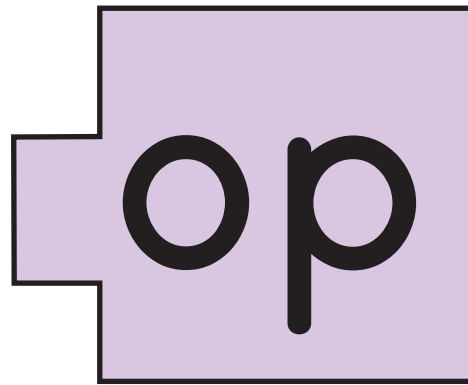
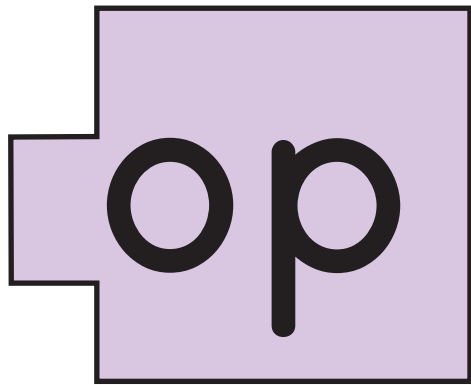
Cut out all the puzzle pieces with the help of a parent. Say the sound each letter makes aloud. Say the sound the letters “it” make together. Then join the puzzle pieces and blend the sounds of the letters to form a word. Say the word.



Parents: Once your child learns to make the words on this worksheet, you can save the pieces and reuse them to create new words by interchanging them with other word family puzzle pieces. Make a game of figuring out if pieces from other word family puzzles come together to make new words or nonsense words.

“op” Word Family Puzzle

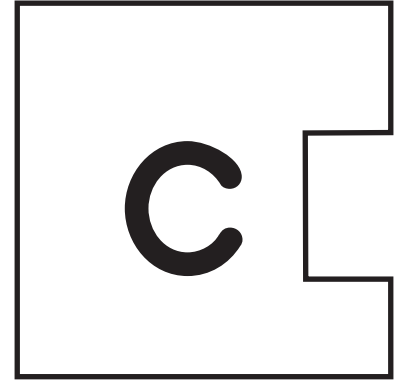
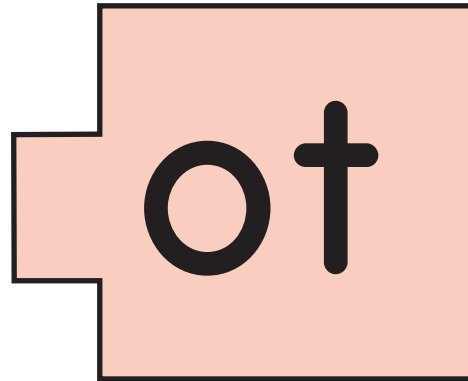
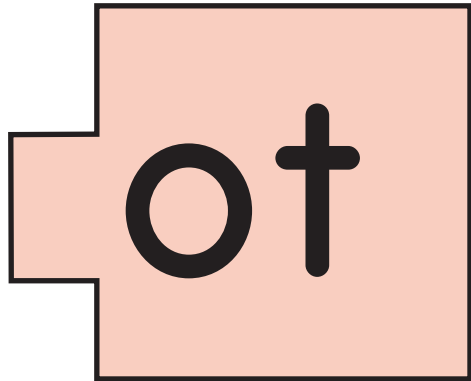
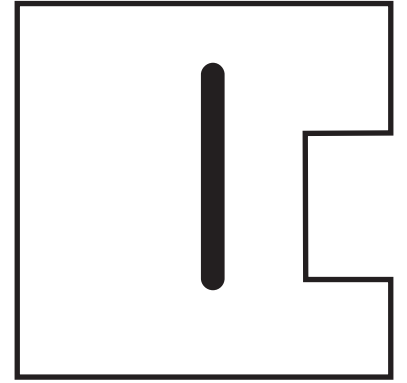
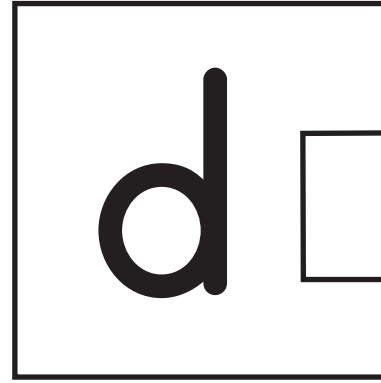
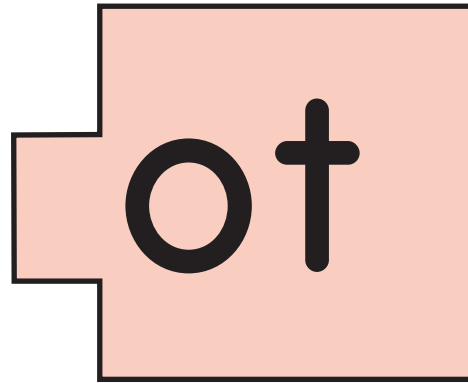
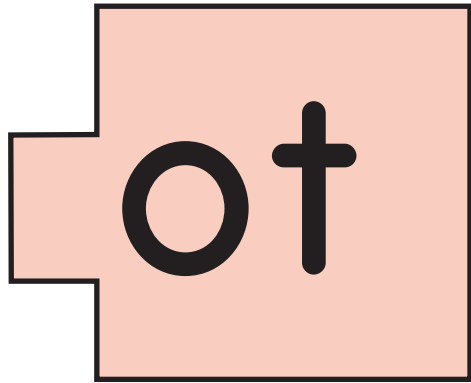
Parents, help cut out all the puzzle pieces. Have your child say the sound each letter makes aloud. Say the sound the letters “op” make together. Then join the puzzle pieces and blend the sounds of the letters to form a word. Say the word aloud.



Parents: Once your child learns to make the words on this worksheet, you can save the pieces and glue them down on paper for more word building and writing practice. What other words can your child think of that start with M, H, P, or T? Have her practice writing her letters and words.

“ot” Word Family Puzzle

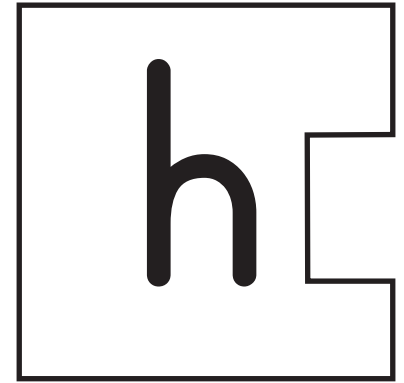
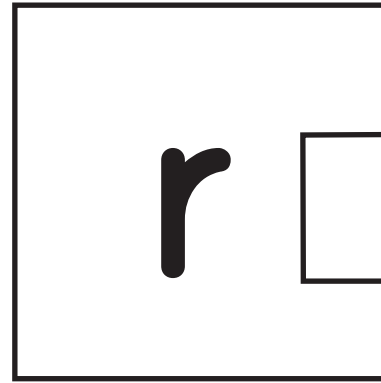
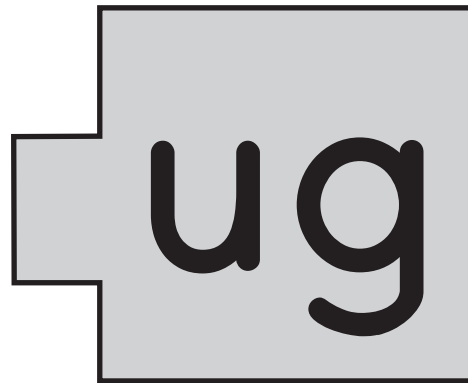
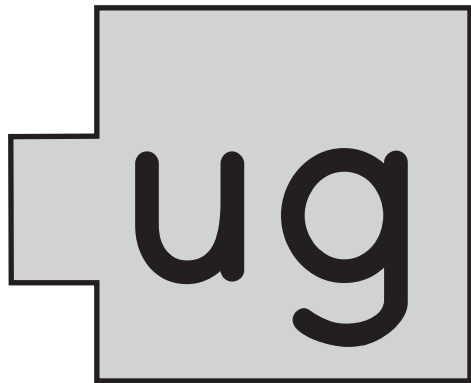


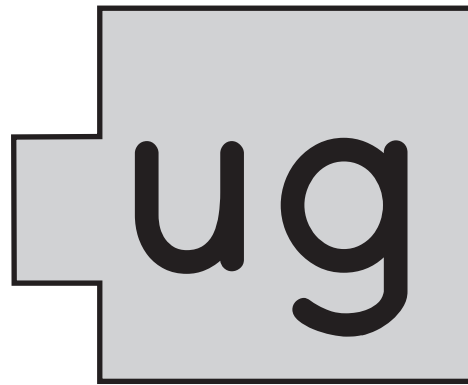

Cut out all the puzzle pieces with the help of a parent. Say the sound each letter makes aloud. Say the sound the letters “ot” make aloud. Then join the puzzle pieces and blend the sounds of the letters to form a word. Say the word.



Parents: Puzzle pieces work best if printed on thick paper or colored stock paper. Once your child learns to make the words on this worksheet, you can save the pieces and reuse them to create new words by interchanging them with other word family puzzle pieces.

“ug” Word Family Puzzle



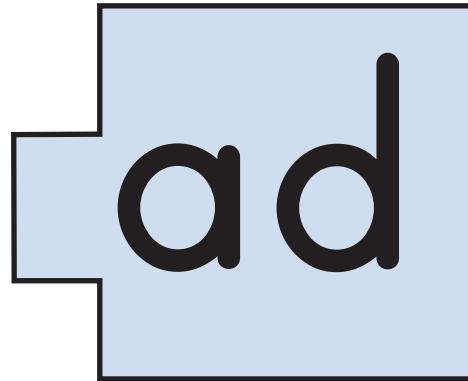
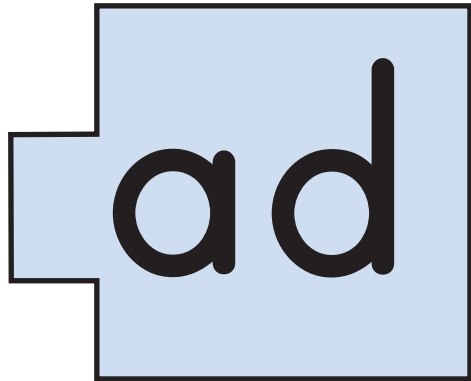

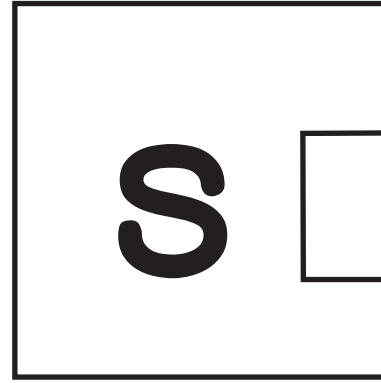
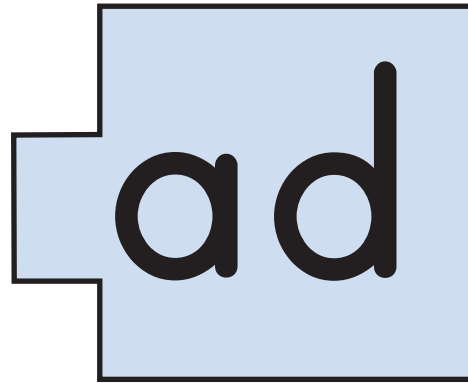
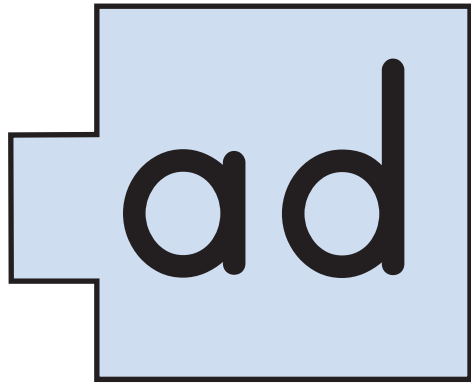
Cut out all the puzzle pieces with the help of a parent. Say the sound each letter makes aloud. Say the sound the letters “ug” make aloud. Then join the puzzle pieces and blend the sounds of the letters to form a word. Say the word.



Parents: Puzzle pieces work best if printed on thick paper or colored stock paper. Once your child learns to make the words on this worksheet, you can save the pieces and reuse them to create new words by interchanging them with other word family puzzle pieces.

“ad” Word Family Puzzle


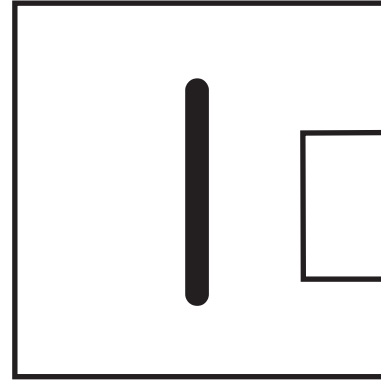
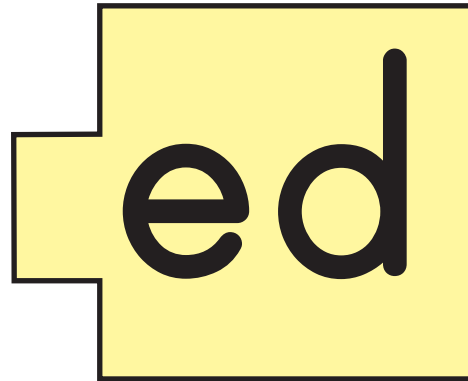
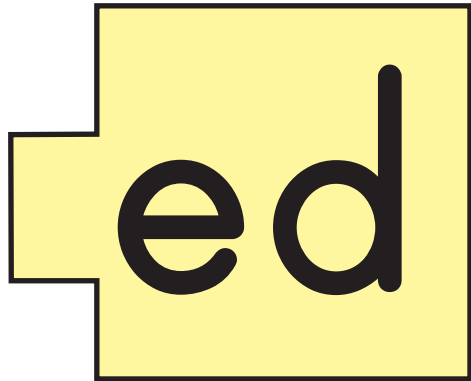


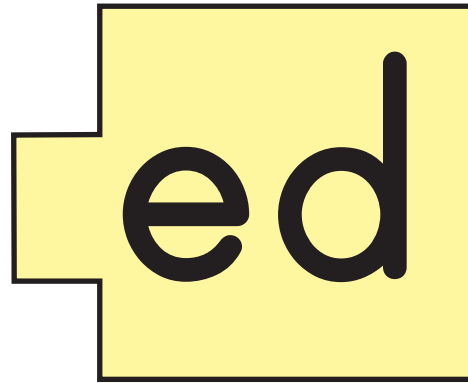
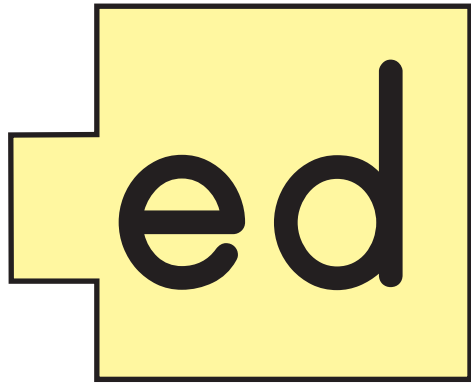
Cut out all the puzzle pieces with the help of a parent. Say the sound each letter makes aloud. Say the sound the letters “ad” make aloud. Then join the puzzle pieces and blend the sounds of the letters to form a word. Say the word.



Parents: Puzzle pieces work best if printed on thick paper or colored stock paper. Once your child learns to make the words on this worksheet, you can save the pieces and reuse them to create new words by interchanging them with other word family puzzle pieces.

“ed” Word Family Puzzle






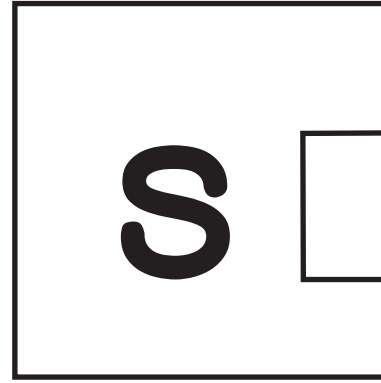


Cut out all the puzzle pieces with the help of a parent. Say the sound each letter makes aloud. Say the sound the letters “ed” make aloud. Then join the puzzle pieces and blend the sounds of the letters to form a word. Say the word.



Parents: Puzzle pieces work best if printed on thick paper or colored stock paper. Once your child learns to make the words on this worksheet, you can save the pieces and reuse them to create new words by interchanging them with other word family puzzle pieces.

“un” Word Family Puzzle

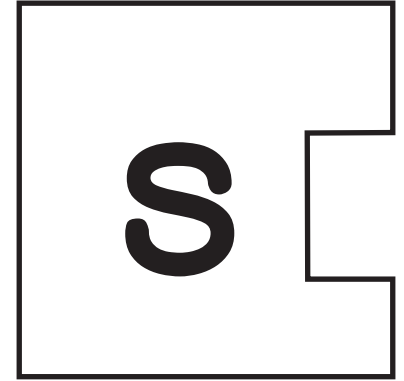

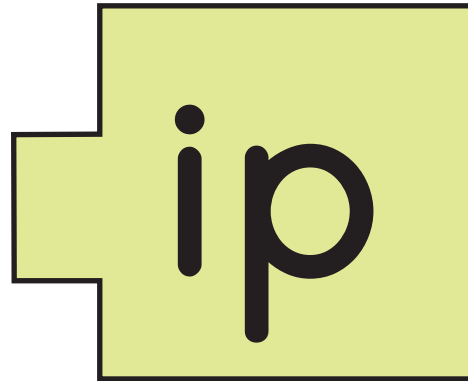

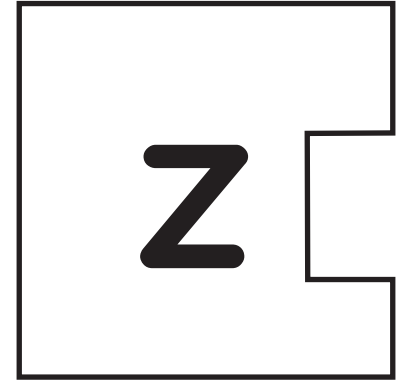
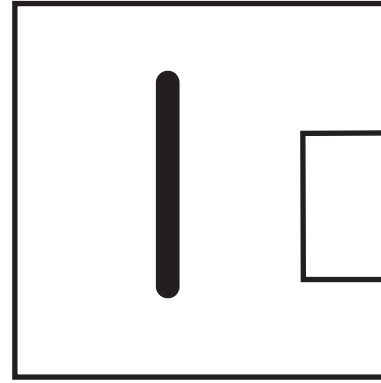
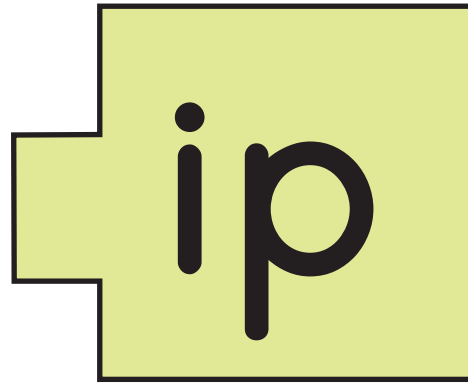

Cut out all the puzzle pieces with the help of a parent. Say the sound each letter makes aloud. Say the sound the letters “un” make aloud. Then join the puzzle pieces and blend the sounds of the letters to form a word. Say the word.



Parents: Puzzle pieces work best if printed on thick paper or colored stock paper. Once your child learns to make the words on this worksheet, you can save the pieces and reuse them to create new words by interchanging them with other word family puzzle pieces.

“ip” Word Family Puzzle

Cut out all the puzzle pieces with the help of a parent. Say the sound each letter makes aloud. Say the sound the letters “ip” make aloud. Then join the puzzle pieces and blend the sounds of the letters to form a word. Say the word aloud.



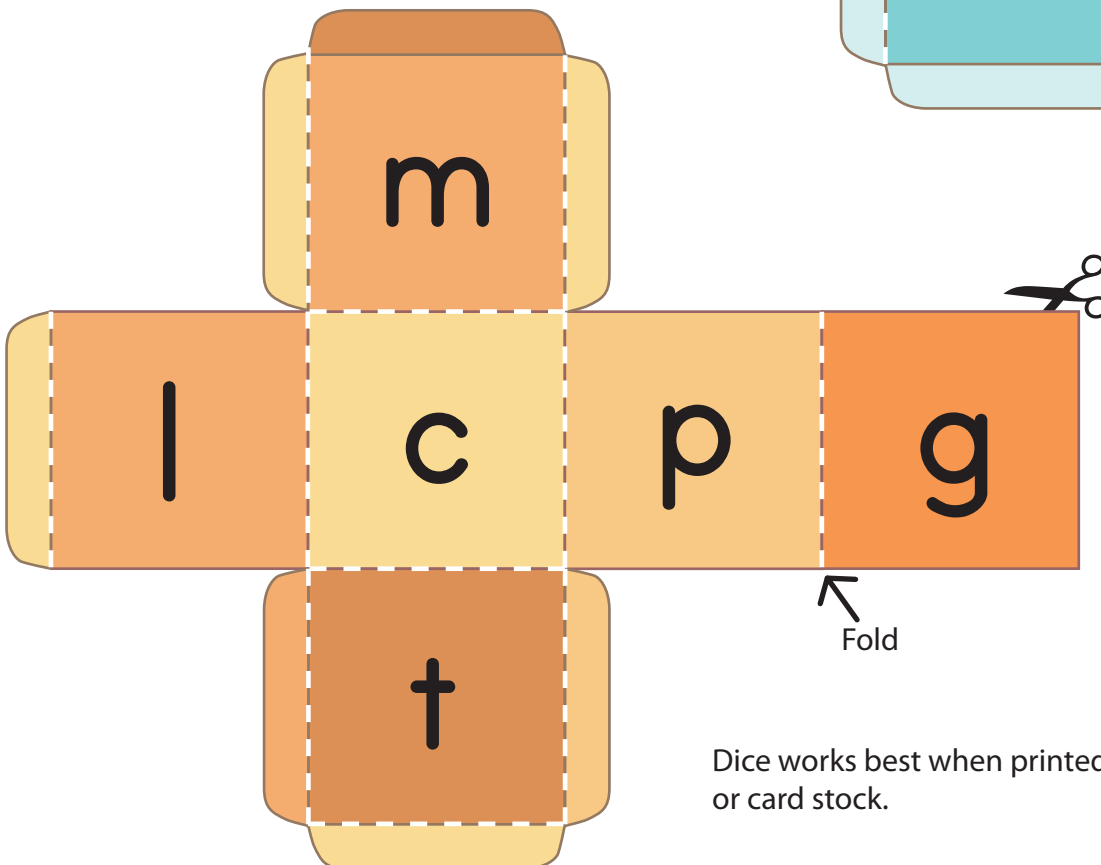
Parents: Puzzle pieces work best if printed on thick paper or colored stock paper. Once your child learns to make the words on this worksheet, you can save the pieces and reuse them to create new words by interchanging them with other word family puzzle pieces.

Let's Make Words

Ask a parent to help you cut and paste the dice together.



Fold



Dice works best when printed on thick paper or card stock.

Tip: When the child is done playing with these dice, they can be interchanged with other dice in the series "Let's make words" to make new words.


How to Play

The blue die has phonograms/word family letters and the orange die has consonants. Ask your child to roll both dice. Then ask him to sound out the letters on both the dice and try to make a word.


If it's a real word, ask him to write it down on the list. If the word doesn't make sense then it does not go on his list. If there are more players, then the one who has more real words in the end wins!

Tip: Ask him to line up the dice. Orange first, then the blue one next to it make the word.

Word List




Word List






Read the story and fill in the missing "ip" words from the word bank.



sip dip rip lips


Mom gave me fries along with a



_____ for breakfast today. When I

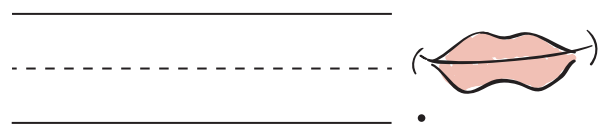
finished my fries, I tried to _____

the juice box to take a _____ of



the juice. Mom was angry as I

had juice all over my







Read the story and fill in the missing "in" words from the word bank.

pins bin fin tins

My mom asked me to throw

some things in the _____.




There were four tiny _____,

some empty _____



and an old toy fish that

had only one _____.




ot

Read the story and fill in the missing "ot" words from the word bank.

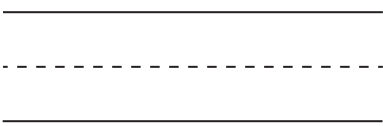
hot pot got lots



It was a very _____ day. The bird



_____ was very thirsty. He found a




_____ of water that had


very little water. So he _____ many

stones _____ and put them in the pot.

Soon the water came up and he

got _____ of water to drink.





Great job!

is an Education.com reading superstar

