


Tracks

Activity Book



Steve Marsland
Gabriella Lazzari

1

1

Hello

1



Colour and say.




2

Pupils colour the pictures and say Hello, (*Magicus Pop*). or Goodbye, (*Cayla*).

2  Make a name tag.


1



2



3

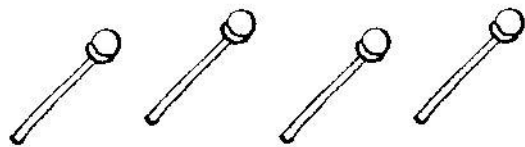

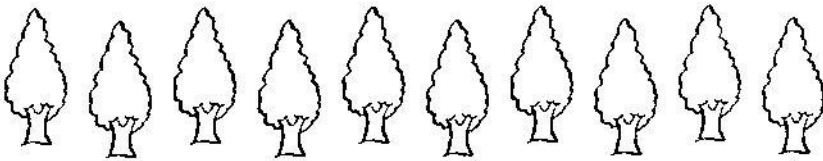





Pupils make and decorate a name tag.
In pairs, or with the teacher, they ask *What's your name?* and answer *I'm (David).*

3



Count, match and say.



3

4

5

6

7

8

9

10



Pupils count the objects and match them to the numbers.
The teacher asks *How many?*

4



Join the dots and say.



Pupils join the dots and complete the pictures.
They say the numbers and the characters' names.

The Colour Spell 7

1



Colour and say.



2



Look at the picture. Count and circle.



1

2

3

4

5



1

2

3

4

5



1

2

3

4

5




1 Pupils colour the picture and say the names of the characters.

2 Pupils count and circle the correct number. The teacher asks *How many?*

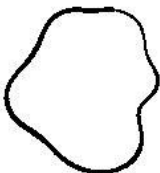
①




Choose your colours. Colour by numbers.




1



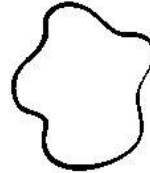
2



3




4




5



6



7

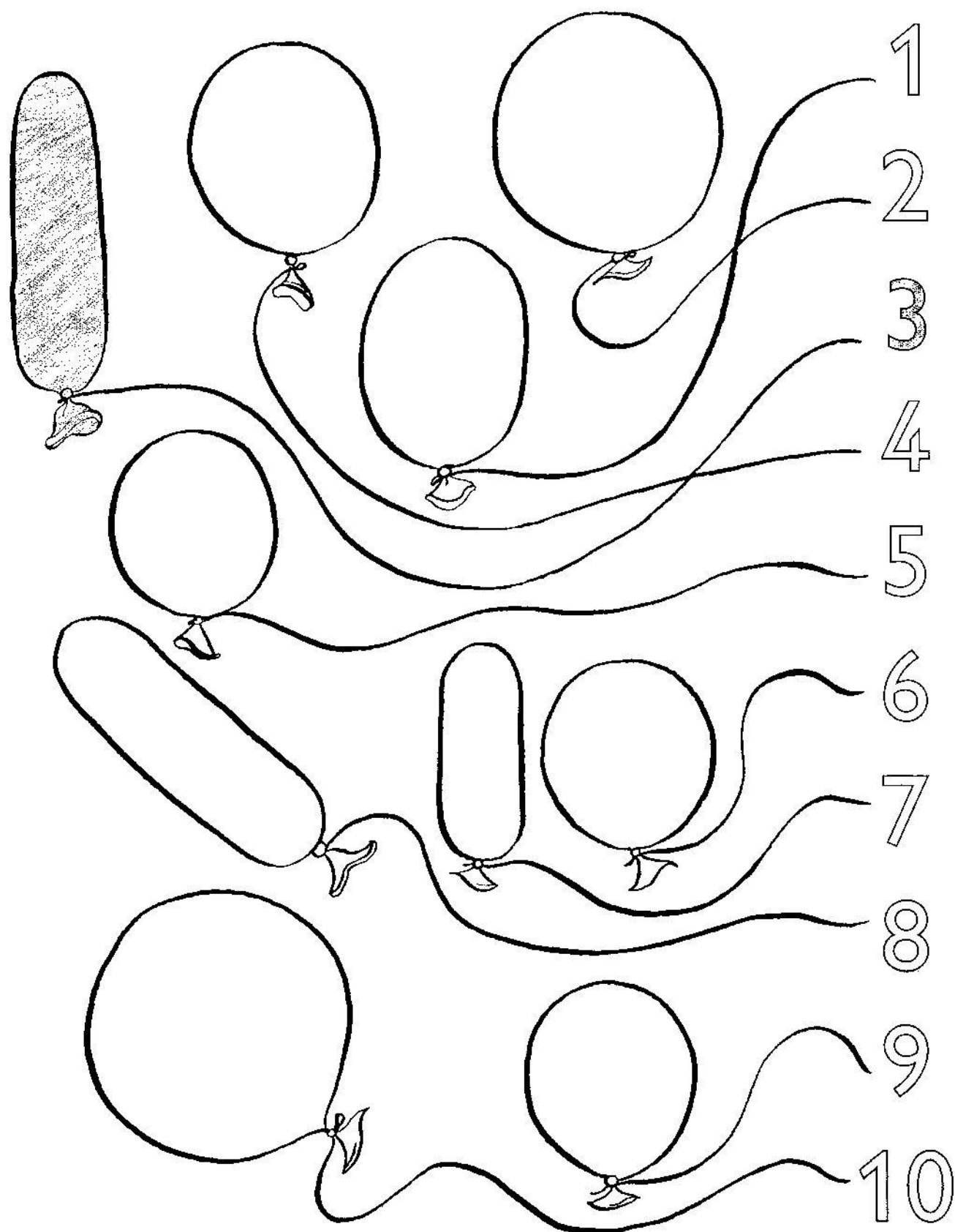


Pupils decide what colours to use and colour the key. They colour the picture following their key. The teacher asks individual pupils *What colour is (one)?*

2



Follow and colour. Then say.



3



Find and circle the differences. Then say.



Pupils find six differences and circle them in picture 1. They say what the teacher is saying in each picture (*Stand up! Sit down! Open your book! or Close your book!*).

4



Colour and say.



Pupils colour the pictures. The teacher asks what Magicus is saying in each picture. Pupils answer *Stand up!* *Sit down!* *Open your book!* or *Close your book!*

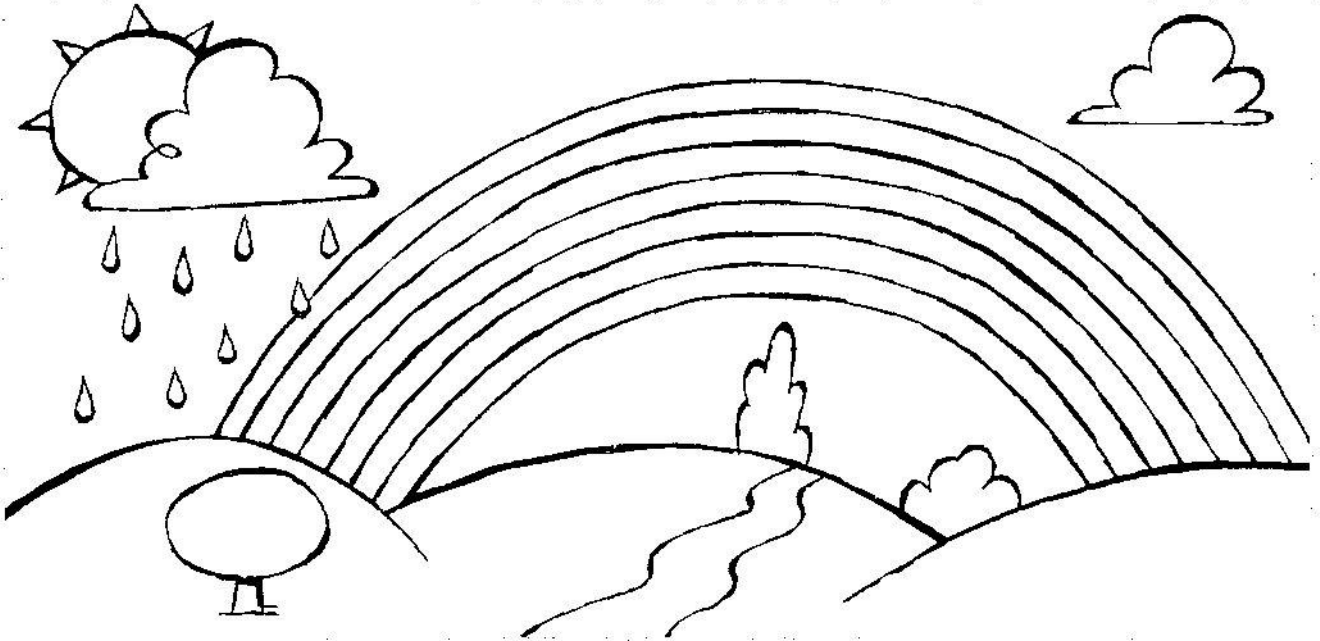
Backtrack 1



A




Colour and say.



B



Write and say.



A Pupils colour the picture. The teacher asks individual pupils *What colour is this?*
B Pupils write in the missing numbers. The teacher asks *What's the number?*




3

My family

1



Draw, colour and say.



2




Count and write. Then draw and say.




3



□



□






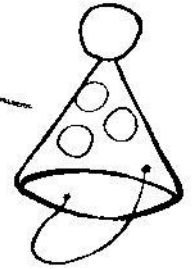


□

Pupils count the candles on each cake and write the numbers. They draw a fourth cake with candles to show their age. The teacher asks *How many?* and *How old are you?*

3














Match and say. Colour the party things.



4



Find and circle the odd one out.



Pupils look at the party objects and circle the one that is different in each row.
The teacher asks *What's this?* *What number?* and *How many?*

The Colour Spell 2


1




Choose your colours. Colour by numbers.



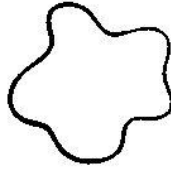
1



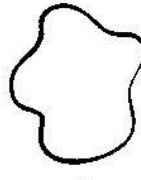
2



3




4



5



6



7



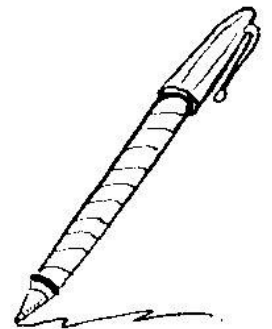



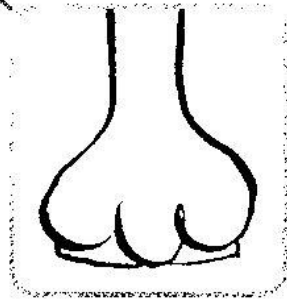






4

School

1



Match and say.



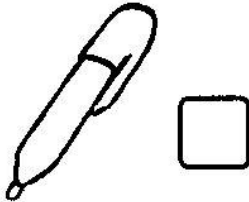



Pupils draw lines to match the objects to the magnified images.
The teacher asks *What's this?*

2





Count, write and say.






Pupils find and count the classroom objects. They write the number in the box next to each small picture at the top of the page. The teacher asks *How many (books)?*

3 Look, say and do.




Pupils say the instructions and do the actions. Then they point and say in pairs.

4  Play a game.



5  Draw and colour.



4 The pupils throw a die and do the action. They say the action and tick it off.

5 Pupils draw what's in their pencil case. The teacher asks *What's this? How many (pens)?*

Backtrack 2



A







Colour the party things and say.



Pupils help the child find the party by drawing an arrow from one party object to another to make a path. They then colour the party objects. The teacher asks *What's this?*

5 Pets

①  Match and say.



Pupils draw lines to match the pets to their owners.
The teacher asks *What's this?* Pupils say *It's my (mouse).*


2



Count, write and say.



4













Pupils find and count the animals, then write the number in the box next to the matching picture. The teacher asks *How many (bears)?*

3



Complete and say.










Pupils complete the drawings by tracing over the faint lines. The teacher asks *What's this?*
Pupils say *It's a (fish).*

4



Circle, match and say.







Pupils circle a body part on the creature and draw a line to the animal it matches.
The teacher asks *What's this?* Pupils say *It's a (dog).*

The Colour Spell 3

1




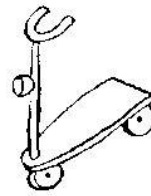
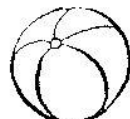

Number the pictures. Then colour.



1



Find, trace and tick.


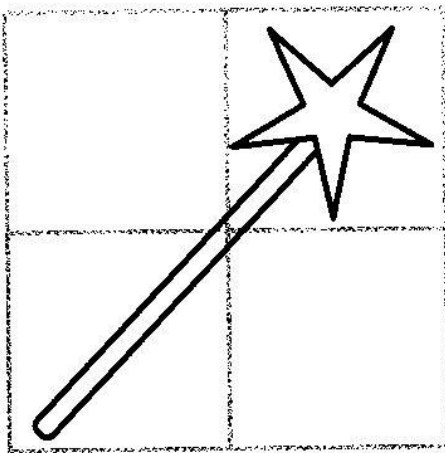

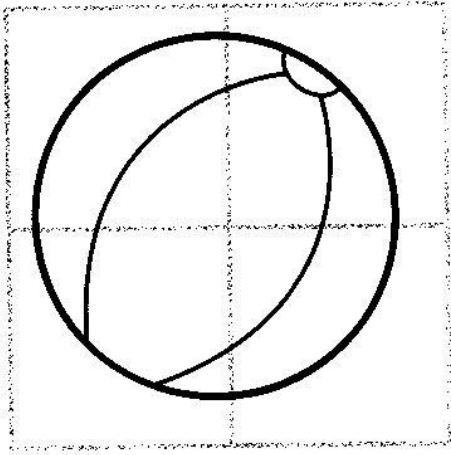


Pupils find the toys in the puzzle and trace the outline of each one in a different colour. They tick each toy as they find it. The teacher asks *What's this?*

2




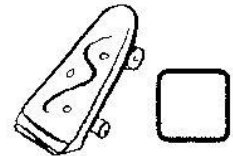
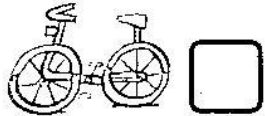
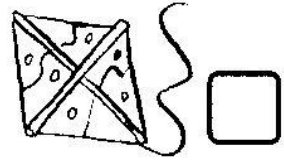
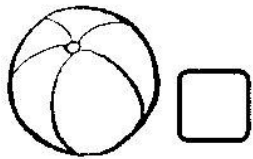
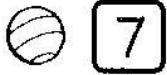
Draw and say.



3



Count, write and say.

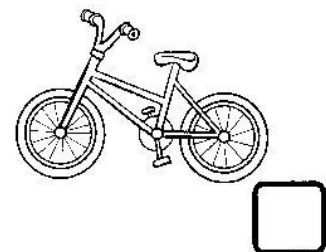
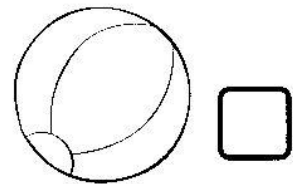
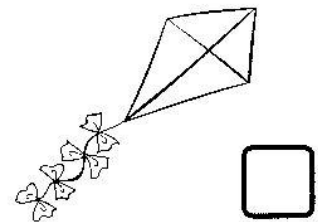
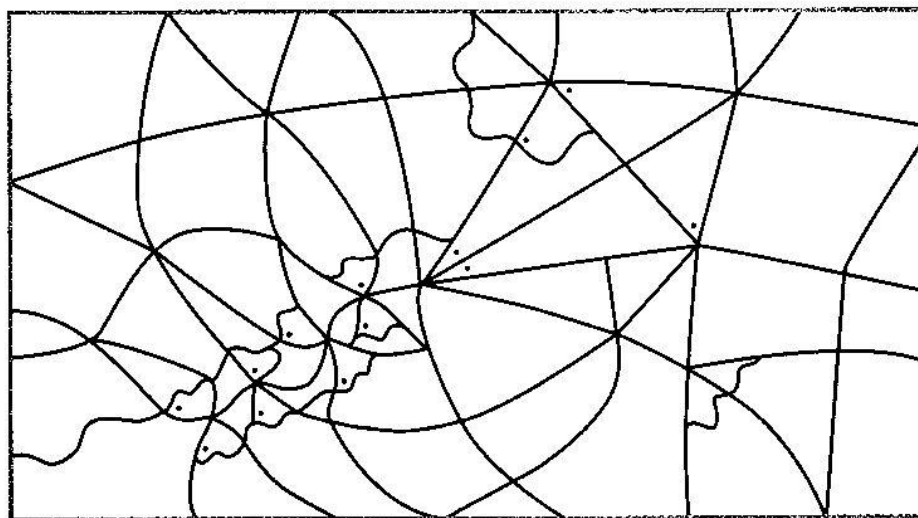
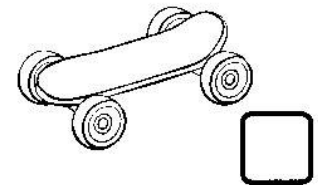
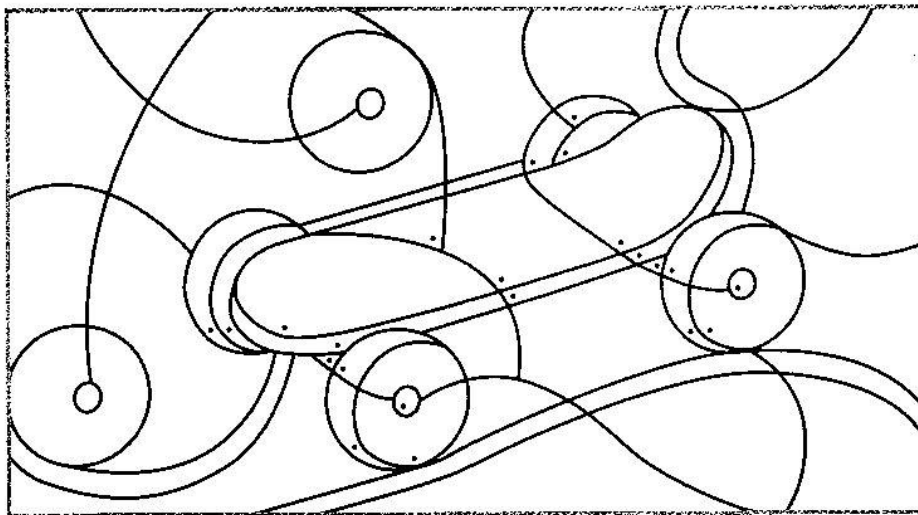

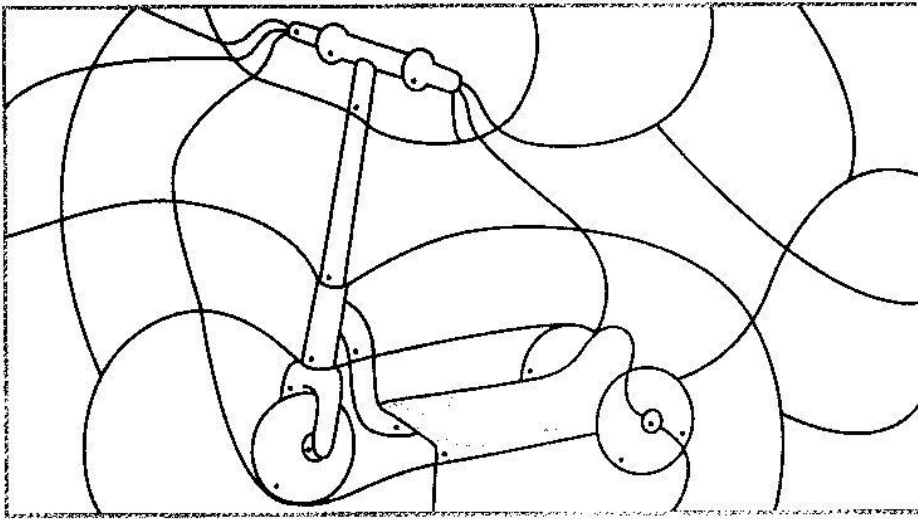


Pupils find and count the toys. They write the number in the box next to the small picture.
The teacher asks *How many small/big (kites)?*

4



Colour, tick and say.



Pupils colour the dots in the puzzle pictures, using a different colour for each puzzle. Pupils tick the three toys they have found. They tell the teacher *I've got a (scooter)*.

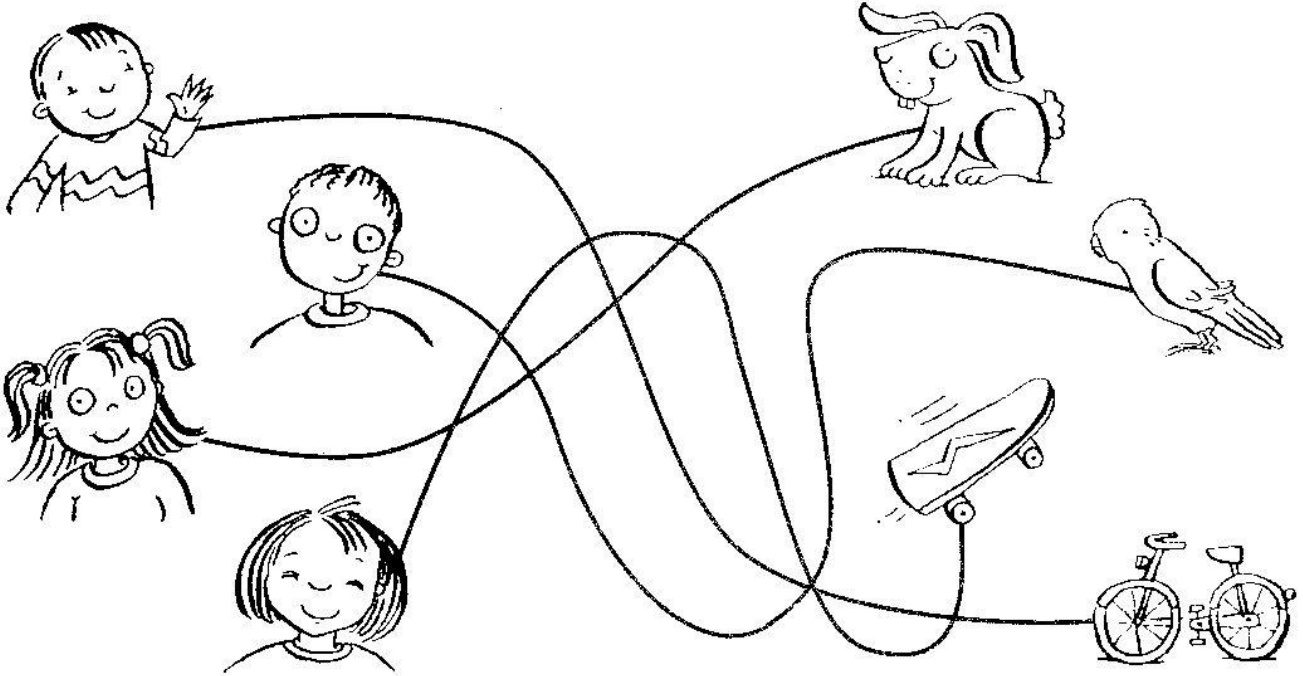
Backtrack 3



A




Find and say.



B



Match and say.



A Pupils trace over the lines and make a sentence for each person using *I've got a*

B Pupils draw lines to match the body parts to the animals. The teacher asks *What's this?*



7

My body

1



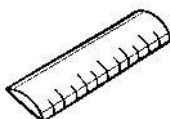

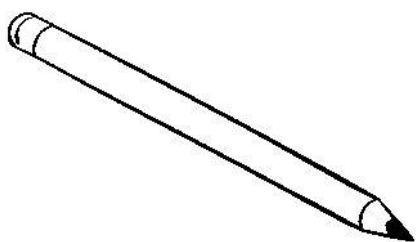
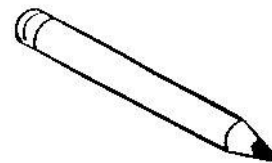
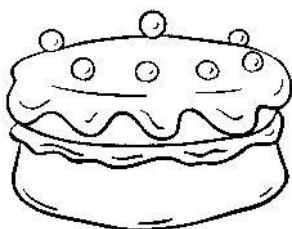
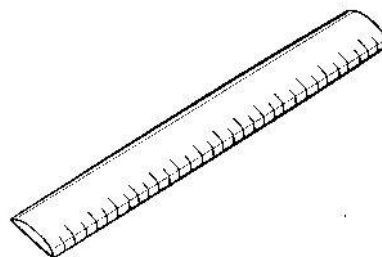

Circle and say.



2





Match and say.



Pupils draw lines in different colours to match the pairs of objects.
The teacher asks *What's this?* Pupils say *It's a big/small (cake).*

3  Play a game.



The pupils throw a die and do the action. They say the action and tick it off. They continue until they have ticked all six actions.



Colour and say.



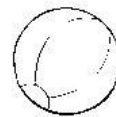



Pupils colour the matching body parts in the same colour.
The teacher asks *How many big/small/short/long (hands)?*

The Colour Spell 4

1




Find the colours. Tick the toys.



Pupils find the colours by drawing a line from the entrance to the exit of the maze. They tick the toys they find along the route. The teacher asks *How many (bikes)?*

8 Party

①  Join the dots and say.



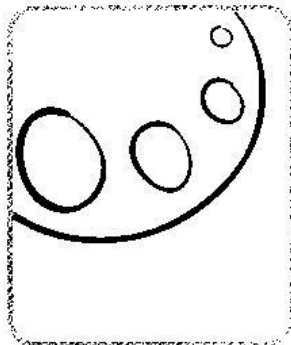









Pupils join the dots and complete the pictures. They say the numbers.
The teacher asks *What's this?*

2



Match and say.



3



Count, write and say.



5



□



□



□



□











Pupils count how many children are doing each action and write the number in the box. The teacher asks *What's this?* and *How many?*

4



Match and say.



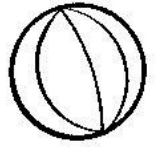
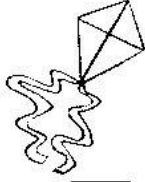
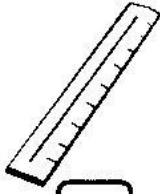
Pupils draw lines using different colours to match each character to an object. The teacher asks *What's this?* for each character. Pupils say *This is a (fairy)*.

The Colour Spell 3

1




Find, colour and tick.



2



Draw your favourite character.



Halloween

1



Draw your Halloween mask and colour.



Pupils draw and decorate a Halloween mask.

Christmas

1



Decorate and colour the Christmas tree.




Easter

1



Count, write and say.



Pupils find and count the big and small rabbits and write the number in the box next to the matching rabbit. The teacher asks *How many big/small rabbits?*